

B E A R S M A R T D U R A N G O

helping people and bears coexist benefits both

2012 SUMMARY REPORT



YOUNG BEAR APPROACHING CATTLE IN THE ANIMAS RIVER VALLEY. PHOTO BY LANA MACKO

TABLE OF CONTENTS

1. ABOUT THIS REPORT

2. DESCRIPTION OF AREA

3. BEAR SIGHTING AND INCIDENT REPORTS

- Reports By Month 2012
- Average Reports By Month 2007-2012
- Total Reports 2007-2012

4. AREA BEAR MORTALITY

- Hunter, Non-Hunter and Total Mortality

5. ORDINANCE ENFORCEMENT

- City of Durango and La Plata County

6. ACKNOWLEDGEMENTS

7. APPENDIX




ORPHANED BEAR CUB ON A PORCH IN TOWN



FEMALE AND CUB IN A YARD IN TOWN



BEAR IN A BACKYARD IN TOWN




HOT TUB DAMAGE BY A BEAR IN TOWN



RESIDENT CLEANING UP BEAR-STREWN TRASH IN TOWN

ABOUT THIS REPORT

Bear Smart Durango has compiled black bear (*Ursus americanus*) sighting and incident data annually starting in 2007. This data originally consisted of reports received by the Area 15 Colorado Parks & Wildlife (formerly CDOW) office, Bear Smart Durango, *The Durango Herald* Bear Tracker, City of Durango Code Enforcement and La Plata County Sheriff's Office. **Sightings** include bear seen, bear near roadside, bear in tree, etc. **Incidents** include bear in trash, bear on porch, bear getting into chickens, bear in home, etc.



BIRD FEEDER AT VALLECITO



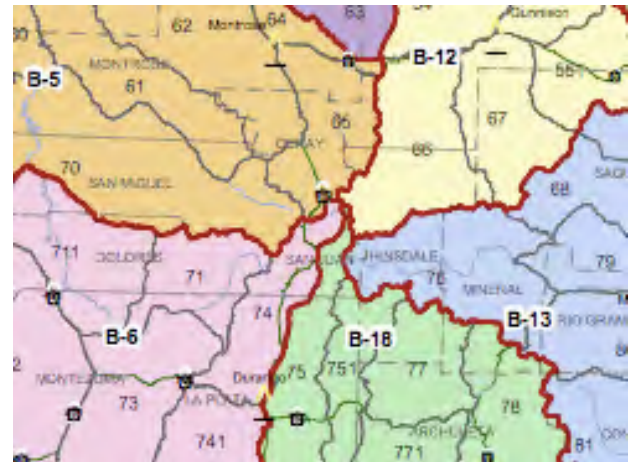
FEMALE AND CUB IN A YARD IN HERMOSA



BEAR CARRYING OFF TRASH IN TOWN

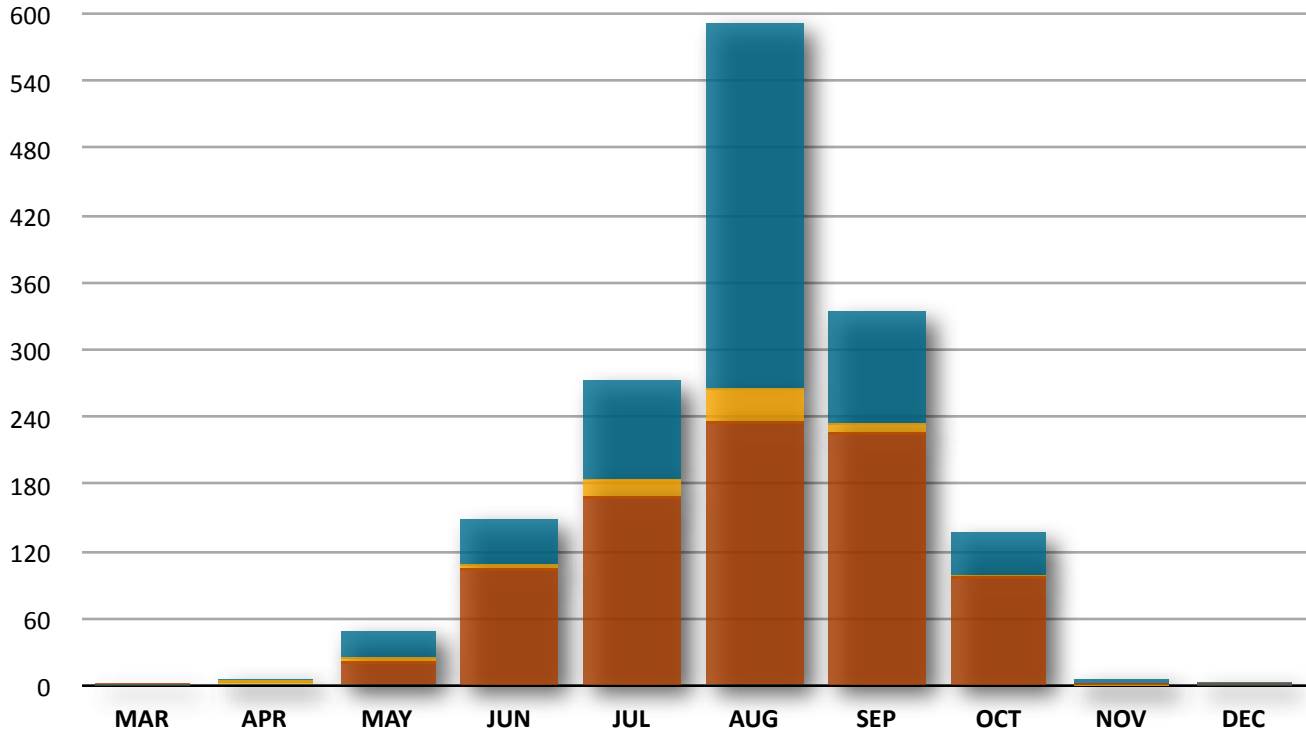
DESCRIPTION OF AREA

Due to how data is collected by various sources, defining what is meant by our area is problematic. Bear sighting and incident data covers La Plata County, while bear management data is from Area 15 of the SW Region of Colorado Parks & Wildlife. Area 15 includes the communities of Durango, Cortez and Pagosa Springs and is comprised of Bear Data Analysis Units (DAU's) B-18 and B-6. DAU's B-18 and B-6 divide La Plata County in half and contain Game Management Units (GMU's) 711, 71, 72, 73, 741, 74, 75, 751, 77, 771 and 78. (See maps below for reference).



BEAR SIGHTING AND INCIDENT REPORTS

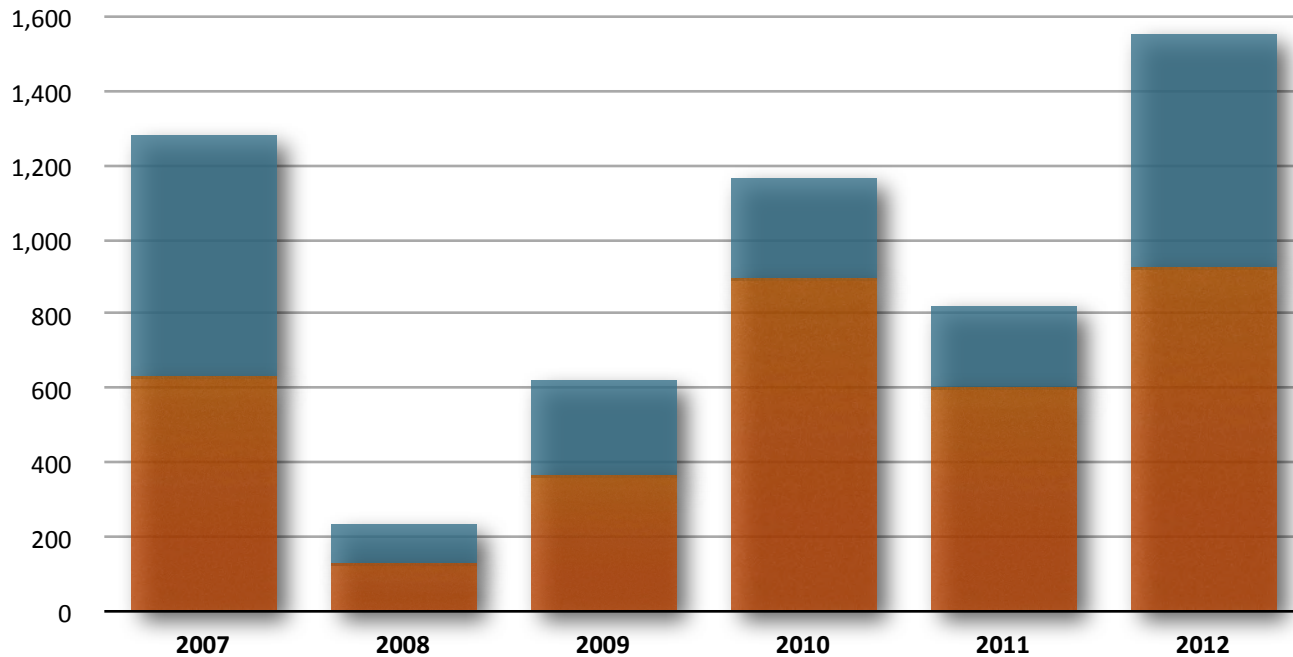
- 2012 Sightings and Other Incidents
- 2012 County Bear In Trash Reports
- 2012 City Bear In Trash Reports



	MAR	APR	MAY	JUN	JUL	AUG	SEP	OCT	NOV	DEC
BEAR IN TRASH REPORTS: CITY	1	0	19	103	167	233	223	96	1	1
BEAR IN TRASH REPORTS: COUNTY	0	2	5	5	17	31	9	2	1	0
SIGHTINGS AND OTHER INCIDENTS	1	3	24	41	89	326	100	38	4	3
TOTAL REPORTS BY MONTH	2	5	48	149	273	590	332	136	6	4

2012 CITY BEAR IN TRASH REPORTS	TOTAL
BEAR IN TRASH INCIDENTS THAT OCCURRED IN ALLEYWAYS	386
BEAR IN TRASH INCIDENTS INVOLVING UNCLIPPED BEAR-RESISTANT TRASH CONTAINERS	47
BEAR IN TRASH INCIDENTS INVOLVING 300-GALLON TRASH CONTAINERS	63
BEAR IN TRASH INCIDENTS WITH NO ADDRESS ON TRASH CONTAINER	137
BEAR IN TRASH INCIDENTS THAT INCLUDED BEAR SCAT AT LOCATION	101

■ Sightings and Incidents 2007-2012
■ Bear In Trash Reports 2007-2012



	2007	2008	2009	2010	2011	2012
BEAR IN TRASH REPORTS	621	121*	359	892	598	916
TOTAL REPORTS	1274	228*	616	1162	825	1545


** NOTE: 2008 REPORTS ARE LOW DUE IN PART TO LIMITED A.M. TRASH MONITORING*



FEMALE AND CUBS IN A YARD NEAR DMR




BEAR NAPPING IN TOWN



BEAR EATING APPLES IN HERMOSA

AREA BEAR MORTALITY

Data is collected by Colorado Parks and Wildlife for all black bear mortality statewide, including hunter harvest and non-hunter mortality. **Hunter harvest** consists of black bears taken legally during hunting seasons. Black bears in our area are harvested in all manners of take including archery, black powder and rifle. **Non-hunter mortality** is any bear mortality outside of hunting and includes vehicle mortality, destruction of nuisance bears by wildlife officers, bears shot by landowner, electrocution and other. **Note:** 20 bears were relocated in 2012.



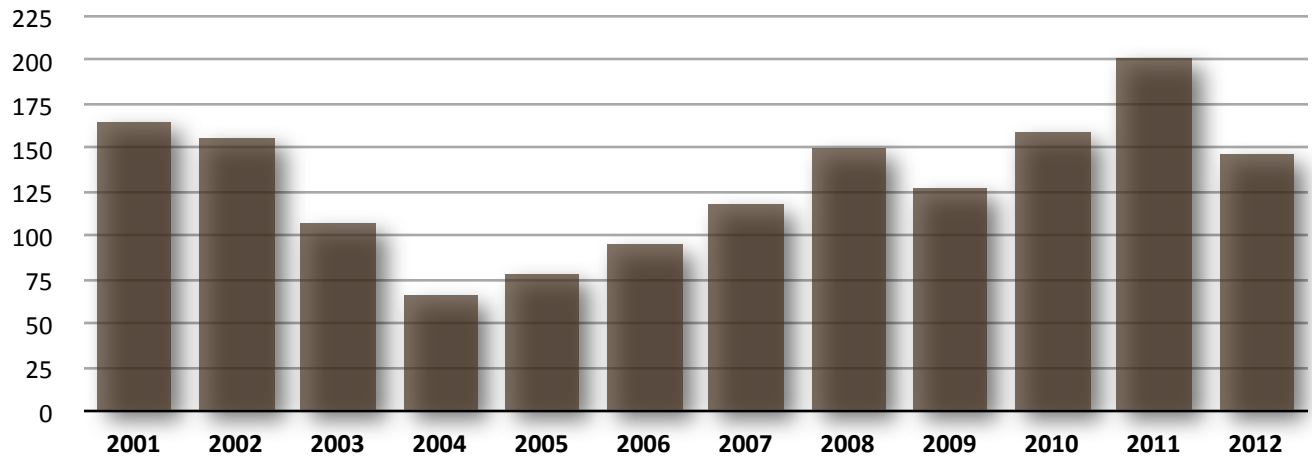
CLOCKWISE FROM UPPER LEFT: BEAR KILLED BY VEHICLE ON US HIGHWAY 550, BEAR FOUND DEAD IN HERMOSA, BEAR KILLED BY VEHICLE ON US HIGHWAY 550, AND BEAR FOUND DEAD OFF OF FLORIDA ROAD

	2001	2002	2003	2004	2005	2006	2007	2008	2009	2010	2011	2012
HUNTER HARVEST	165	154	108	66	79	96	119	150	127	160	202	148

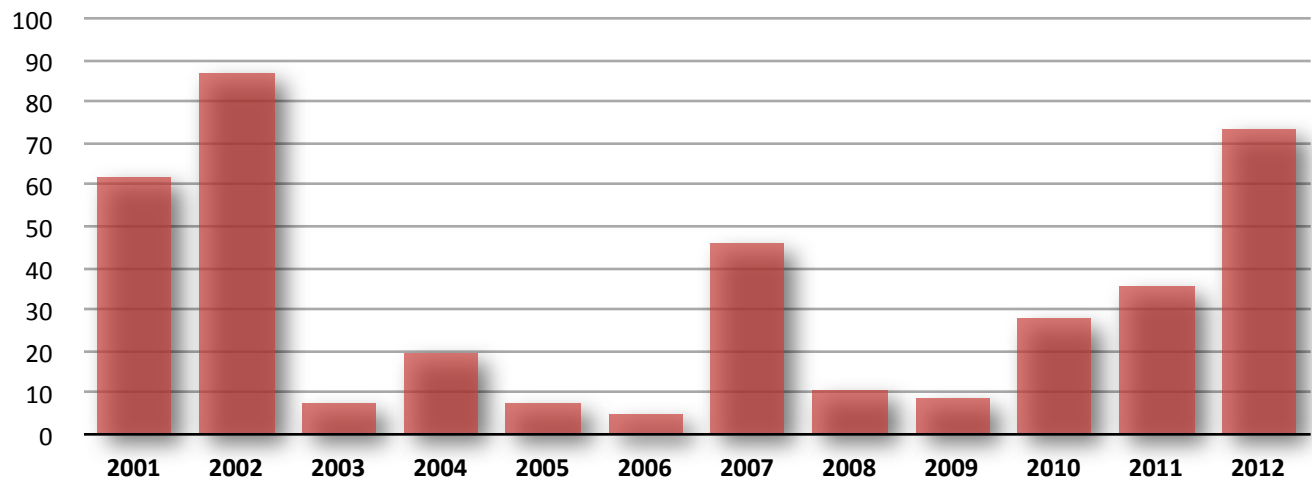
	2001	2002	2003	2004	2005	2006	2007	2008	2009	2010	2011	2012
NON-HUNT MORT	62	87	8	20	8	5	46	11	9	28	36	74

	2001	2002	2003	2004	2005	2006	2007	2008	2009	2010	2011	2012
TOTAL MORTALITY	227	241	116	86	87	104	165	161	136	188	238	222

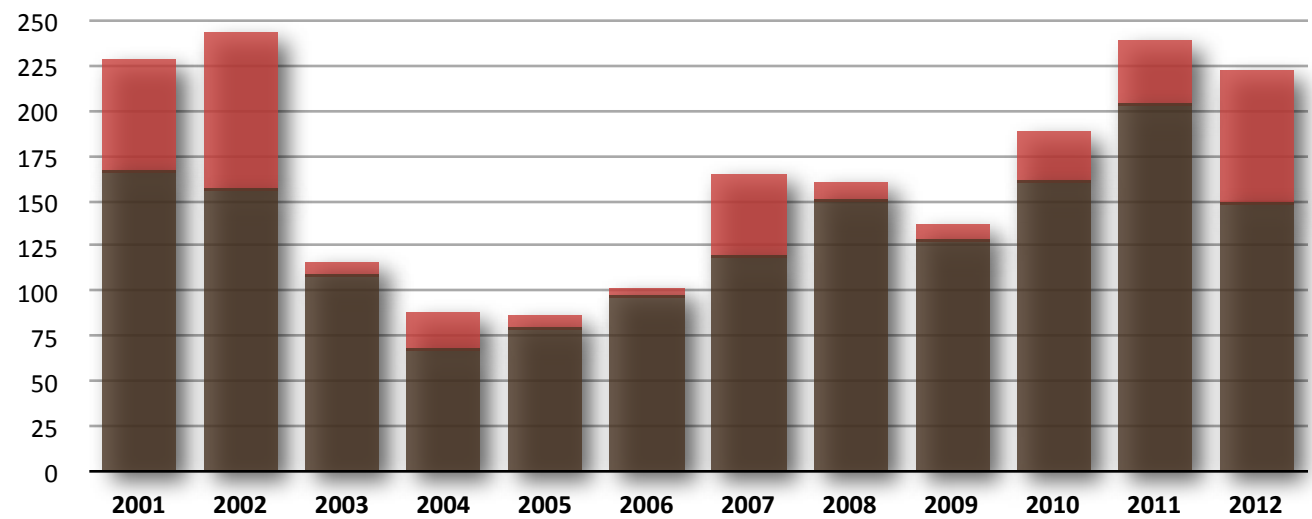
■ Area 15 Hunter Harvest 2001-2012



■ Area 15 Non-Hunter Bear Mortality 2001-2012



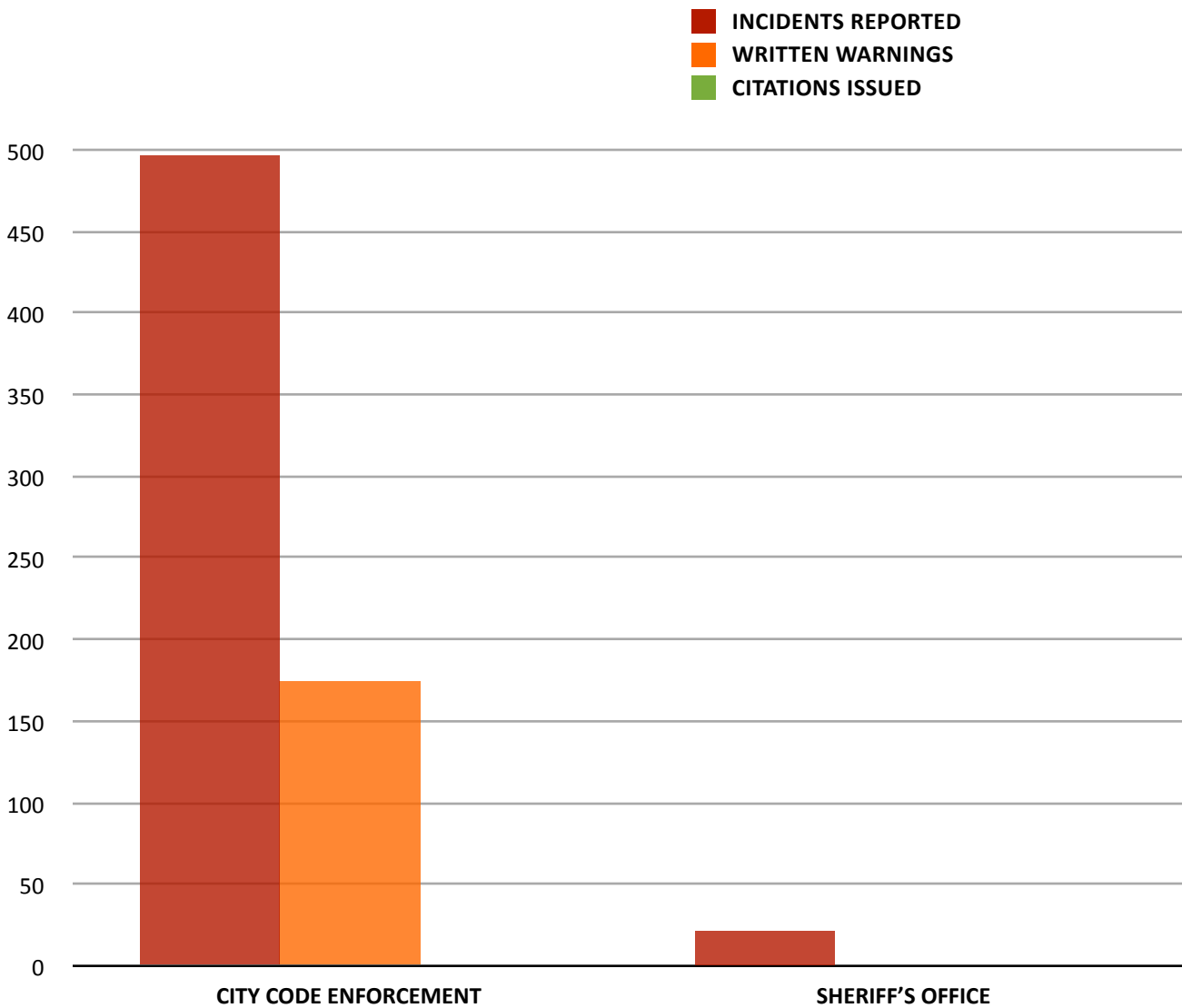
Area 15 Total Bear Mortality 2001-2012



ORDINANCE ENFORCEMENT

La Plata County passed a **Wildlife-Resistant Trash Container Ordinance** in 2008 and the City of Durango passed a **Wildlife Ordinance** in 2010, both with the intention of limiting the amount of trash available to bears.

In 2012, there were 916 total reports of bears getting into trash - 844 in the city and 72 in the county. City Code Enforcement reported 497 incidents of bears in trash in the city and issued 175 written warnings and 2 citations. The La Plata County Sheriff's Office reported 22 bear-related calls in 2012. Two were bear and trash incidents which resulted in written warnings.



	INCIDENTS REPORTED BY LAW AGENCY	WRITTEN WARNINGS	CITATIONS
CITY CODE ENFORCEMENT	497	175	2
SHERIFF'S OFFICE	22	2	0

ACKNOWLEDGEMENTS

The following made valuable contributions towards the collection of bear sighting and incident data and this summary report: Colorado Parks and Wildlife, Keary Howley, Laura Getts and Ecosphere Environmental Services, Living with Wildlife Advisory Board of La Plata County, City of Durango Code Enforcement, La Plata County Government, La Plata County Sheriff's Office, Lorna Robinson and Jazz Morgan. **PHOTOS COURTESY:** Lana Macko, Anne Pedevilla Cheeny, Jonathon Thompson, Steve Ilg, Candace Richerson, Tracey Wagster, Julie Kleva, Jane Cobb, Christopher Hall, Bob Kuhnert, Angie Buchanon, Cathy Wilkening, Jon Cordalis, Melissa Laundre, Barb Fidanque, Cherie Morris and Bear Smart Durango.



Bear Smart Durango is a 501(c)(3) non-profit organization dedicated to reducing human-bear conflict. Founded in 2003, Bear Smart Durango educates residents on coexisting with black bears, advocates for meaningful policies that address the feeding of bears and works to make bear-proofing of trash more available in our area.



PHONE: 970-749-4262

EMAIL: BP@FRONTIER.NET

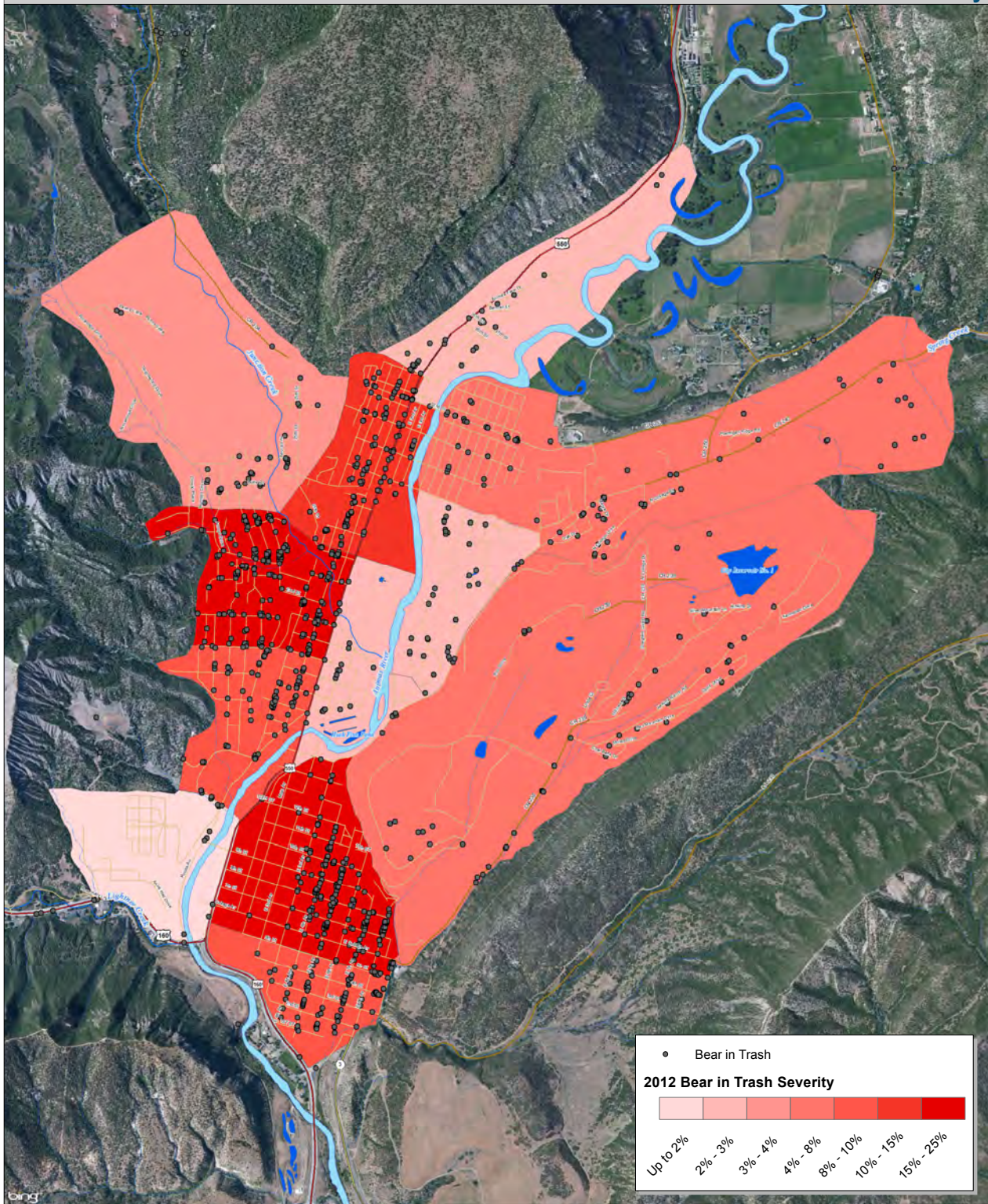
LIKE US ON FACEBOOK

WWW.BEARSMARTDURANGO.ORG



Bear Smart Durango

2012 Bear in Trash Severity



• Bear in Trash

2012 Bear in Trash Severity

Up to 2%	2% - 3%	3% - 4%	4% - 8%	8% - 10%	10% - 15%	15% - 25%
----------	---------	---------	---------	----------	-----------	-----------



1:15,000

Data Sources: Bear incident data comes from reports to Bear Smart Durango or the Colorado Parks and Wildlife



YOUNG BEAR CLIMBING ONTO DECK IN TOWN



BEAR EATING FOOD LEFT IN A TRAILER AT VALLECITO



BEAR IN A YARD IN TOWN



BEAR DAMAGE TO A FRUIT TREE NEAR TURTLE LAKE



HORSES CHASING A BEAR IN THE COUNTY



FEMALE AND CUBS AT FORT LEWIS COLLEGE